




ACHIEVE Student Support Pack

Kelso High School

Contents

Student Quick Start.....	4
Adding Courses.....	6
Joining Classes.....	8
Using Learn	10
Using Assess.....	11
Using Self-evaluate.....	13

Section 1: Student Quick Start



Student Quick Start

The quickest way to access ACHIEVE is by following these 3 simple steps:


1. Visit <https://achieve.hashtag-learning.co.uk/>
2. Sign up with your email address and password
3. When prompted, enter the Kelso High School code **Xrt4Ujip**

From here you can select all your National 5 and Higher courses, and access the Learn, Assess and Self-evaluate modules for each.

Further Help and Support

This guide provides a summary of the ACHIEVE help guides which can be found within the program and on our website: <https://letsachieve.co.uk/support/help/>

Section 2: Courses and Classes



Adding Courses

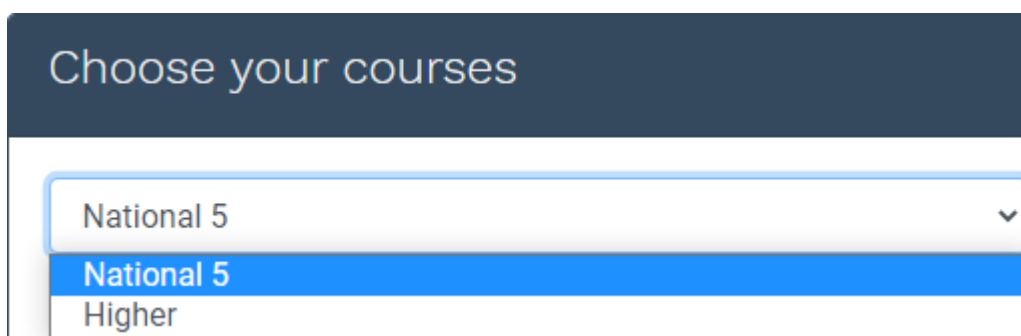
To get started with ACHIEVE, set up the courses that you are studying.

Step 1

Select **Manage Courses** from the **My Courses** menu.

Step 2

Select the level of study from the drop-down.



The screenshot shows a dark blue header with the text "Choose your courses". Below the header is a white dropdown menu with a blue border. The menu is open, showing three options: "National 5" (selected and highlighted in blue), "National 5", and "Higher". A small downward arrow is visible on the right side of the dropdown.

Step 3

Select all courses that you are studying.

Select	Course Name	Optional Topics
<input checked="" type="checkbox"/>	National 5 Applications of Mathematics	Choose topics...
<input type="checkbox"/>	National 5 Art and Design	Choose topics...
<input checked="" type="checkbox"/>	National 5 Biology	Choose topics...
<input checked="" type="checkbox"/>	National 5 Business Management	Choose topics...
<input type="checkbox"/>	National 5 Chemistry	Choose topics...
<input checked="" type="checkbox"/>	National 5 Computing Science	Choose topics...

Step 4 (optional)

Some courses such as History or Modern Studies have optional topics. Select the optional topics on your course (or check with your teacher about which topics will be covered).

Select	Topic Name
<input checked="" type="checkbox"/>	Era of the Great War
<input checked="" type="checkbox"/>	Atlantic Slave Trade
<input type="checkbox"/>	Hitler and Nazi Germany
<input type="checkbox"/>	Scottish Wars of Independence
<input checked="" type="checkbox"/>	Making of Modern Britain
<input type="checkbox"/>	Migration and Empire

Joining Classes




Join a class set up by your teacher.

Step 1

Select **Join Classes** from the **My Courses** menu.

Step 2

Click **Join Class**

My Classes ?			
Course	Class name	Teacher	Join Class
National 5 Applications of Mathematics			
National 5 Biology			
National 5 Business Management			


Step 3

Enter the class code given to you by your teacher and click **Save**.

Join class

Join a National 5 Computing Science class by entering the class code below

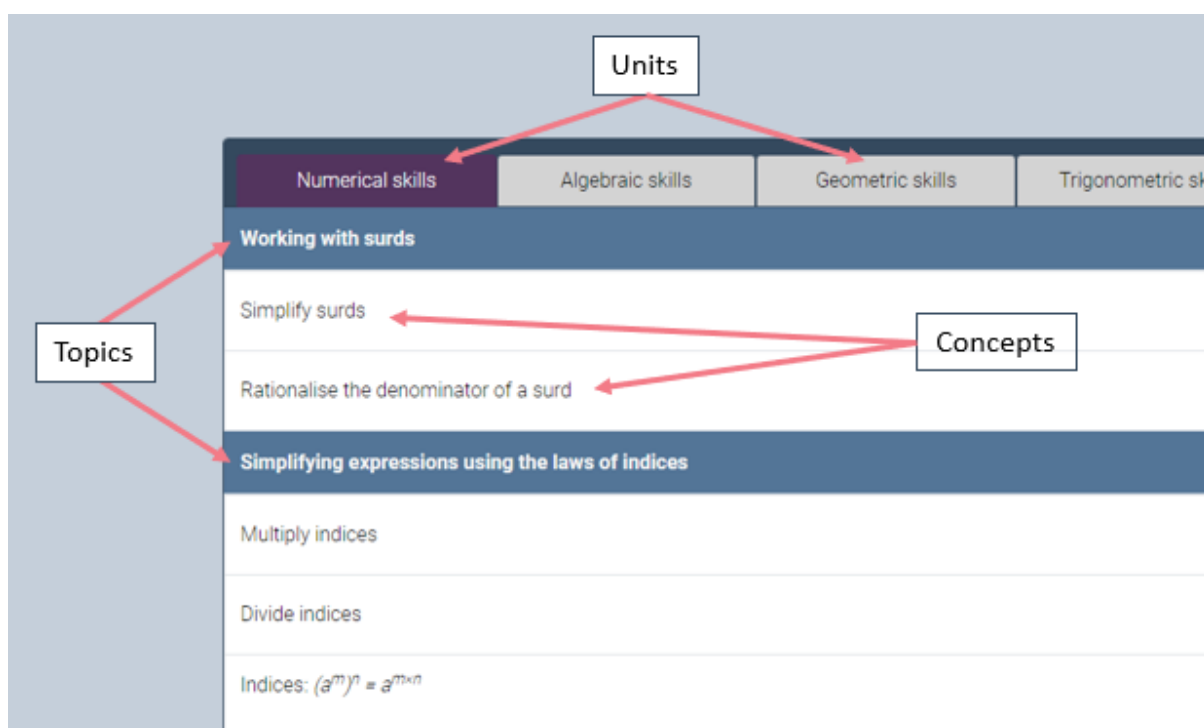
Section 3: Learn, Assess & Self-evaluate



Using Learn





The Learn module is your starting point as you work towards a National 5 or Higher qualification. It is an interactive digital textbook, with all the key concepts that you need to know fully explained and illustrated.

Courses are broken down into Units - each accessible via the tabs at the top of the screen. Units are divided into Topics, each containing a number of key Concepts.



Learn Buttons

Each Learn Concept gives you the following options:

-  Concise explanation of the concept
-  Links to further learning
-  Extended questions and activities
-  Links to past paper questions

Using Assess

Use the Assess feature to test your knowledge and understanding of different Concepts or Topics on your course and get instant feedback.

There are two ways to use the Assess module:

1. Assigned tests (ie, tests created by your teacher)
2. Student managed assessments (tests you select for yourself)

Assigned Tests

Assigned tests are tests that your teacher has asked you to complete. Click **Start Test** to begin a test. Correct answers are displayed after each question.

My Outstanding Tests			
25 Feb 2021	Numeracy Test	Questions: 20	Start Test
25 Feb 2021	New H Comp Test	Questions: 4	Start Test

Student Managed Assessments

ACHIEVE has a built-in assessment engine with thousands of practice questions. Choose this option to complete online assessments and receive instant feedback.

Step 1: Choose from Topic, Unit or Course assessments.

Step 2: Choose the number of questions in the assessment.

Step 3: Complete the assessment. Correct answers are displayed after each question.





Assessment feedback and summary

At the end of each assessment or test, you will be given feedback on:

- your overall score
- a summary of strengths and areas for improvement

You can review an overall summary of all assessments including:









- number of questions answered correctly / attempted
- areas of strengths / areas for improvement

Computer systems: Security precautions	4 / 5	 80%
Database design and development: Implementation	27 / 37	 72%
Web design and development: Implementation (Javascript)	2 / 3	 66%
Web design and development: Implementation (CSS)	27 / 46	 58%

Using Self-evaluate

When studying you need to be able to identify the areas you know well and the areas you need to improve on.





Use Self-evaluate to traffic-light your progress in each course.

Using the sine and cosine rules to find a side or angle in a triangle		
Use the sine rule to find a side		
Use the sine rule to find an angle		
Use the cosine rule to find a side		
Use the cosine rule to find an angle		

- **GREEN:** My knowledge and understanding is strong, and I am confident
- **AMBER:** My knowledge and understanding is okay, but I am not fully confident
- **RED:** My knowledge and understanding is weak and I not at all confident

Overview

Use Self-evaluate to gain an overview of your strengths and weaknesses by Unit and by Topics.

Unit Summary	
Numerical skills	
Algebraic skills	
Geometric skills	
Trigonometric skills	

National 5 Mathematics red concepts

Numerical skills

Simplify surds	●
Multiply indices	●
Indices calculations using scientific notation	●
Round to a given number of significant figures	●
Add fractions	●